



# SMD Power Inductors

## SMT Shielded Power Inductors - TC1608DC Series / 闭磁式功率电感器

### Shielded Power Inductor Features

- Magnetically shielded construction
- Compact Size and Thin
- Lower DCR more 10%~60%

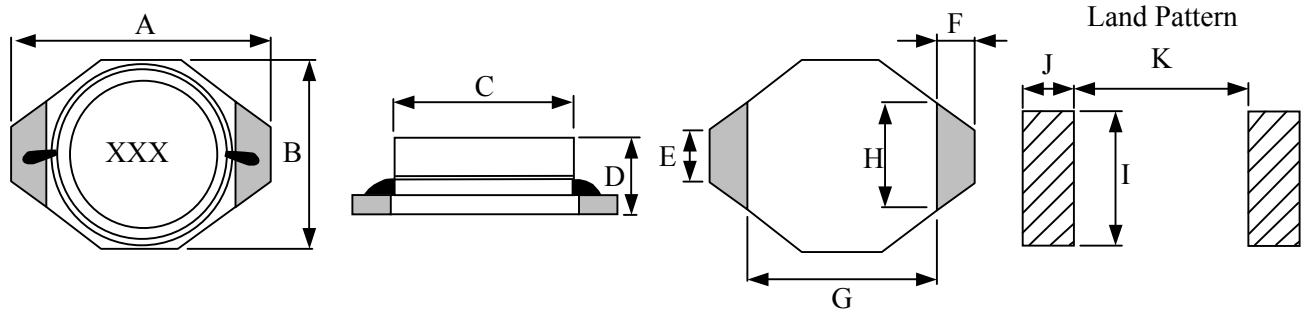
### Applications

Notebook, Cellular Phone, DC/DC converter, PDA

### Shielded Power Inductor Dimensions & Configurations (Unit In mm)

Type	A(max)	B(max)	C ± 0.3	D(max)	E ± 0.3	F ± 0.3	G ± 0.3	H ± 0.3	I	J	K
TC1608DC	6.60	4.45	4.00	2.92	1.27	1.02	4.32	2.50	3.56	1.40	4.06

Note: Design as Customer's Requested Specifications.



### Electrical Characteristics for TC1608DC Series Shielded Power Inductor

Part Number	Inductance (μH)	Test Freq. (KHz)	DCR (Ω) (max)	IDC (A)(max)
TC1608DC - 1R0M	1.00	100	0.040	3.00
TC1608DC - 1R5M	1.50	100	0.045	2.80
TC1608DC - 2R2M	2.20	100	0.050	1.80
TC1608DC - 3R3M	3.30	100	0.055	1.60
TC1608DC - 4R7M	4.70	100	0.060	1.40
TC1608DC - 6R8M	6.80	100	0.065	1.20
TC1608DC - 100M	10.00	100	0.075	1.00
TC1608DC - 150M	15.00	100	0.090	0.80
TC1608DC - 220M	22.00	100	0.110	0.70
TC1608DC - 330M	33.00	100	0.190	0.60
TC1608DC - 470M	47.00	100	0.230	0.50
TC1608DC - 680M	68.00	100	0.290	0.40
TC1608DC - 101M	100.00	100	0.480	0.30
TC1608DC - 151M	150.00	100	0.590	0.26
TC1608DC - 221M	220.00	100	0.770	0.22
TC1608DC - 331M	330.00	100	1.400	0.20
TC1608DC - 471M	470.00	100	1.800	0.19
TC1608DC - 681M	680.00	100	2.200	0.18
TC1608DC - 102M	1000.00	100	3.400	0.15
TC1608DC - 152M	1500.00	100	4.200	0.12

Continued on the following page. ↘



# SMD Power Inductors

Continued from the preceding page.

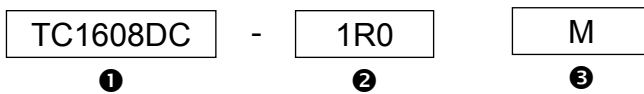
Part Number	Inductance ( $\mu\text{H}$ )	Test Freq. (KHz)	DCR ( $\Omega$ ) (max)	IDC (A)(max)
TC1608DC - 222M	2200.00	100	8.500	0.10
TC1608DC - 332M	3300.00	100	11.000	0.08
TC1608DC - 472M	4700.00	100	13.900	0.06
TC1608DC - 682M	6800.00	100	25.000	0.04
TC1608DC - 103M	10000.00	100	32.800	0.02

Note: Test Freq.: 100KHz / 0.1V

Current (max) .... 30°C temperature rise

Operating Temp.: -40°C ~ +85°C

## How to Order



**①** SMT Shielded Power Inductors : TC1608DC

**②** Inductance

Code	Inductance
1R0	1.00 $\mu\text{H}$
100	10.00 $\mu\text{H}$
101	100.00 $\mu\text{H}$

**③** Tolerance

Code	Tolerance
K	10%
L	15%
M	20%
N	30%





# SMD Power Inductors

## Power Inductors Shielded - TC3316DC Series

### ► Power Inductor Shielded Features

Magnetically shielded construction  
Compact and thin

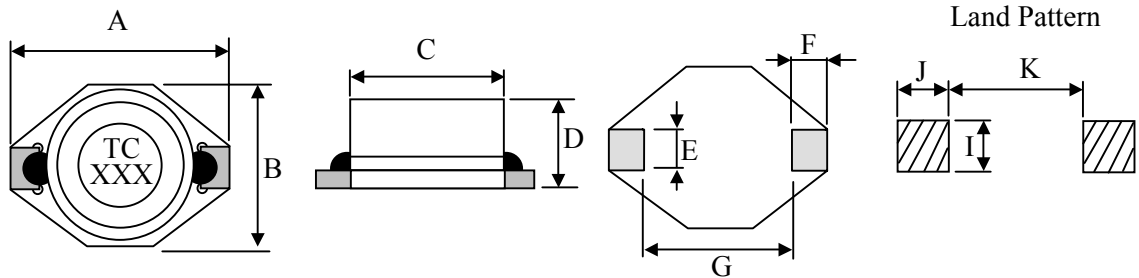
### ► Applications

Notebook, DC/DC converter, Communication products

### ► Power Inductor Shielded Dimensions & Configurations (Unit In mm)

Type	A(max)	B(max)	C ± 0.3	D(max)	E ± 0.3	F ± 0.3	G ± 0.3	I	J	K
TC3316DC	12.95	9.40	8.38	5.08	2.54	2.54	7.62	2.79	2.92	7.37

Note: Design as Customer's Requested Specifications.



### ► Electrical Characteristics for TC3316DC Series Power Inductor Shielded

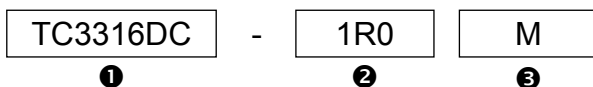
Part Number	Inductance (μH)	Test Freq. (KHz)	DCR (Ω) (max)	IDC (A)(max)
TC3316DC - 1R0M	1.00	100	0.021	5.60
TC3316DC - 1R5M	1.50	100	0.022	5.20
TC3316DC - 2R2M	2.20	100	0.032	5.00
TC3316DC - 3R3M	3.30	100	0.039	3.90
TC3316DC - 4R7M	4.70	100	0.054	3.20
TC3316DC - 6R8M	6.80	100	0.075	2.80
TC3316DC - 100M	10.00	100	0.101	2.40
TC3316DC - 150M	15.00	100	0.150	2.00
TC3316DC - 220M	22.00	100	0.207	1.60
TC3316DC - 330M	33.00	100	0.334	1.40
TC3316DC - 470M	47.00	100	0.472	1.00

Note: Test Freq.: 100KHz / 0.1V

Operating Temp.: -40°C ~ +85°C

Inductance drop=10% typ. at IDC.

### ► How to Order



① SMT Power Inductors Shielded : TC3316DC

② Inductance

Code	Inductance
1R0	1.00μH
120	12.00μH

③ Tolerance

Code	Tolerance
K	10%
L	15%
M	20%
N	30%





# SMD Power Inductor

## SMT Shielded Power Inductor - TC5022DC Series

### Shielded Power Inductor Features

- Magnetically shielded construction
- Compact size and thin
- Large Current and Low DCR

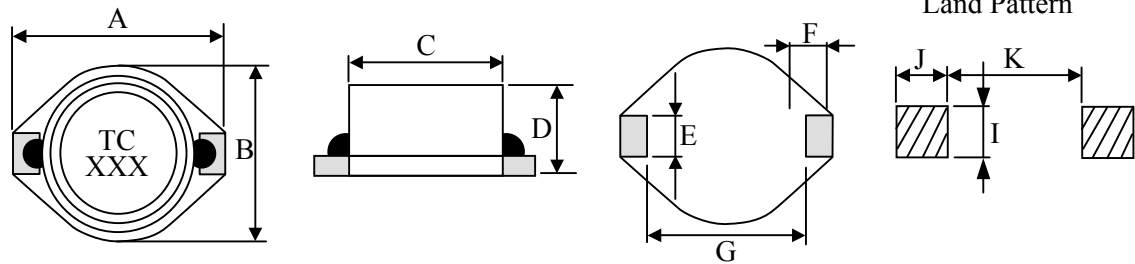
### Applications

Notebook, DC/DC converter, VGA card, Video recorders.

### Shielded Power Inductor Dimensions & Configurations (Unit In mm)

Type	A(max)	B(max)	C ± 0.3	D(max)	E ± 0.3	F ± 0.3	G ± 0.3	I	J	K
TC5022DC	18.54	15.24	12.70	7.62	2.54	2.54	12.70	2.79	2.92	12.45

Note: Design as Customer's Requested Specifications.



### Electrical Characteristics for TC5022DC Series Shielded Power Inductor

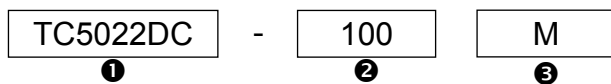
Part Number	Inductance (μH)	Test Freq. (KHz)	DCR (Ω) (max)	IDC (A)(max)
TC5022DC - 100M	10.00	100	0.040	8.00
TC5022DC - 150M	15.00	100	0.048	7.00
TC5022DC - 220M	22.00	100	0.059	6.00
TC5022DC - 330M	33.00	100	0.075	5.00
TC5022DC - 470M	47.00	100	0.097	4.00
TC5022DC - 680M	68.00	100	0.138	3.00
TC5022DC - 101M	100.00	100	0.207	2.40
TC5022DC - 151M	150.00	100	0.293	2.10
TC5022DC - 221M	220.00	100	0.470	1.90
TC5022DC - 331M	330.00	100	0.780	1.10
TC5022DC - 471M	470.00	100	1.080	1.10
TC5022DC - 681M	680.00	100	1.400	0.96
TC5022DC - 102M	1000.00	100	2.010	0.80

Note: Test Freq.: 100KHz / 0.1V

Operating Temp.: -40°C ~ +85°C

Inductance drop=10% typ. at IDC.

### How to Order



① SMT Shielded Power Inductor : TC5022DC

② Inductance

Code	Inductance
100	10.00μH
101	100.00μH

③ Tolerance

Code	Tolerance
K	10%
L	15%
M	20%
N	30%