



Dielectric

Dielectric Antenna / 介质天线

► Features

- Small patch dimensions
- Provide highly stabilized performance
- Using high quality factor
- Stabilized temperature coefficient

► Applications

- GPS
- W-LAN



► Dielectric Antenna Typical Specification

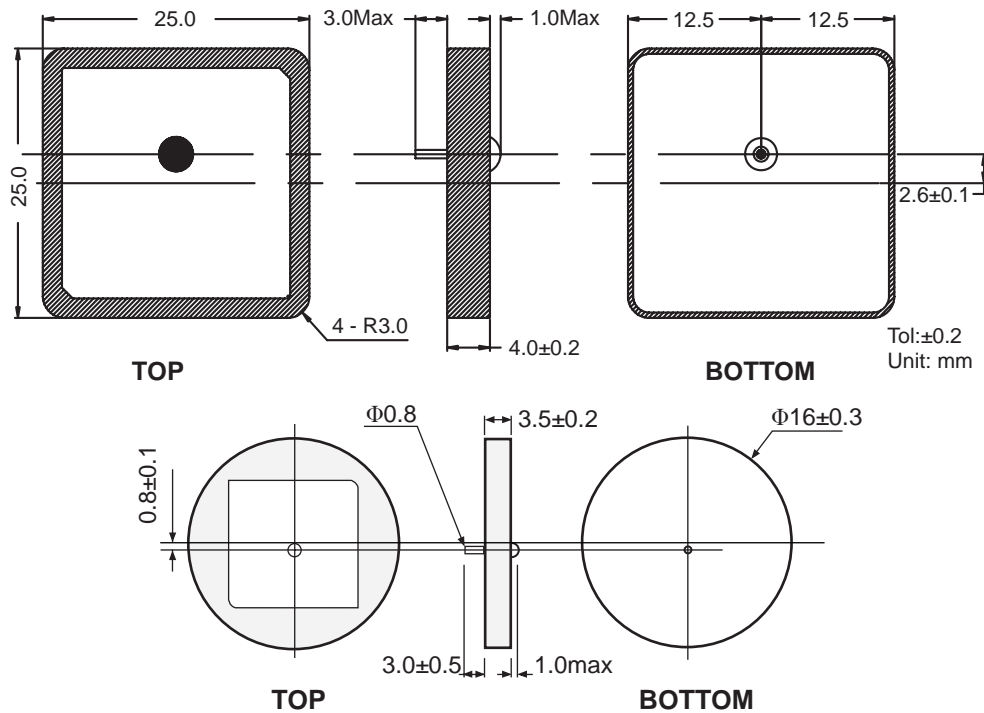
Part Number	Size (mm)	Center Frequency (MHz)	Band width (MHz)	Gain (dBi)	Ground Plane (mm)	Application	
DA1575S25T4A	25*25*4	1575	≥10	4.5	35*35	GPS	
DA1575S25T4B	25*25*4	1575	≥10	4.5	70*70		
DA1575S25T2B	25*25*2	1575	≥10	4.5	70*70		
DA1580S25T4A	25*25*4	1580	≥15	4.5	35*35		
DA1580S25T4B	25*25*4	1580	≥15	4.5	70*70		
DA1580S25T2B	25*25*2	1580	≥15	4.5	70*70		
DA1580S18T4	18*18*4	1580	≥10	3.0	50*50		
DA1580S18T2	18*18*2	1580	≥10	3.0	50*50		
DA1580S13T4	13*13*4	1580	≥5	0.0	50*50		
DA2450S13T4	13*13*4	2450	≥5	0.0	50*50		
DA2450S13T2	13*13*2	2450	≥5	0.0	50*50		
DA1575S36T4	36*36*4	1575	≥30	5.0	80*80		
DA2450D16	Φ16	2450	45	2.1	50*70		W-LAN
DA1616S25(Tx)	25*25*4	1616	≥10	4.0	70*70		Beidou Satellite Position System
DA2492S25(Rx)	25*25*4	2492	≥10	4.0	70*70		

Note: Fo available on request. Other parameters available on request.



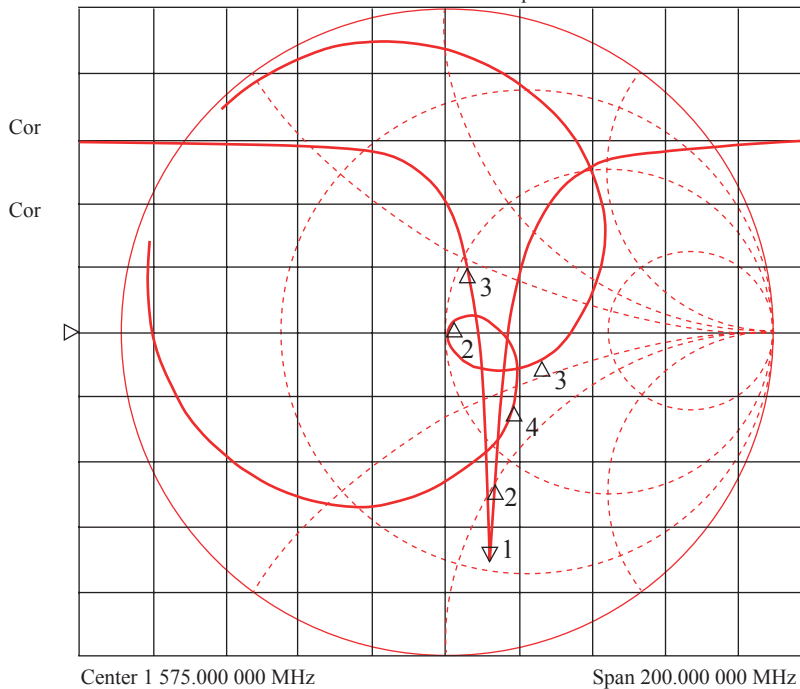
Dielectric

► Patch Antenna Dimensions (Unit: mm)

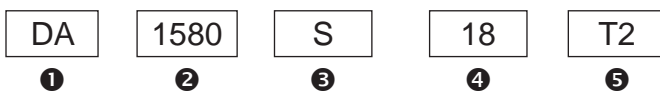


► Patch Antenna Typical Characteristic

CH1 MEN LOG 5dB/REF -15 dB 1:-32.692 dB 1 587.000 000 MHz
 CH2 S11 1.005 U FS 1:50.766 Ω -2.3340 Ω 42.968 pF



► How to Order



- ① Dielectric Patch Antenna
- ② Center Frequency
- ③ Structure
- ④ Dimensions
- ⑤ Thickness